



AURA DUETTO R32 and CUBO XXL

272

286

Heating Conditions – UNI EN 14511

Heating Capacity A7/W35	kW	71,80	85,20
COP A7/W35		4,92	4,95
Heating Capacity A2/W35	kW	63,19	75,16
COP A2/W35		4,39	4,43
Heating Capacity A-7/W35	kW	52,47	61,48
COP A-7/W35		3,73	3,72

Cooling Conditions – UNI EN 14511

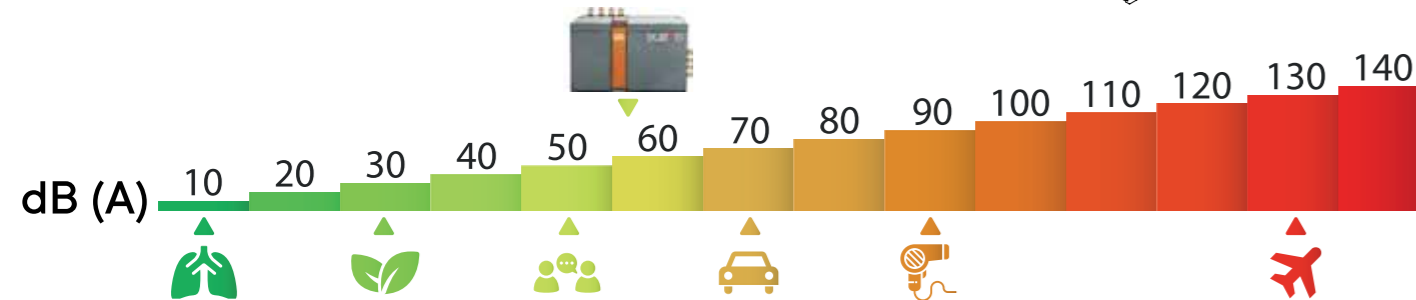
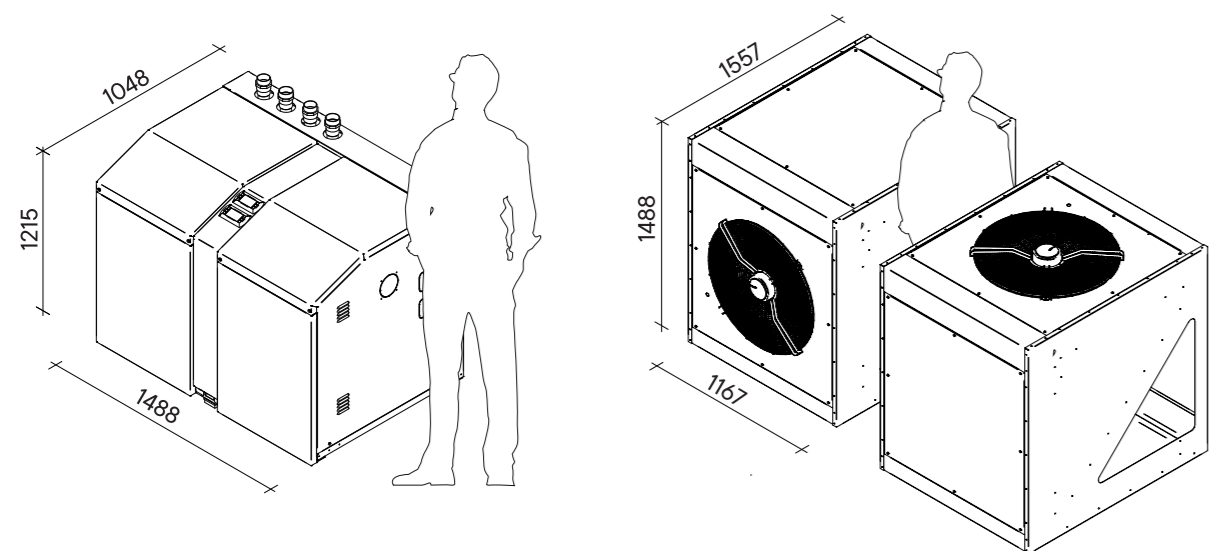
Cooling Capacity A35/W7	kW	65,80	78,60
EER A35/W7		4,45	4,57

Low Temperature Conditions – UNI EN 14825

		Average Climate	
SCOP		4,45	4,33
SEER		6,56	6,49
Energy Label		A+++	A++

General Data

Power Supply		Three-phase	
Refrigerant Type		R32	
Maximum Power Input	kW	23,65	28,03
Compressors		2x - Twin Rotary BLDC - modulation 20-100%	
Inverter		2	
Sound Power Level – Indoor Unit	dB (A)	63	65
Sound Power Level – Outdoor Unit CUBO XXL (UNI EN 12102)	dB (A)	59	59
Weight Aura Duetto	Kg	434	434
Weight CUBO XXL	Kg	140	140



AURA DUETTO MAGIS R32

MK-DPCAU232002
DC.260430



DUETTO
aura

Efficient and modular heat pumps for large buildings



Via dell'Artigianato, 44 - 31047
Ponte di Piave (TV)
Tel: 0422 289828
info@gsicontrol.it
www.gsicontrol.it

G.S.I. srl assumes no responsibility for any errors contained in this brochure and reserves the right to modify the specifications of its products without prior notice.



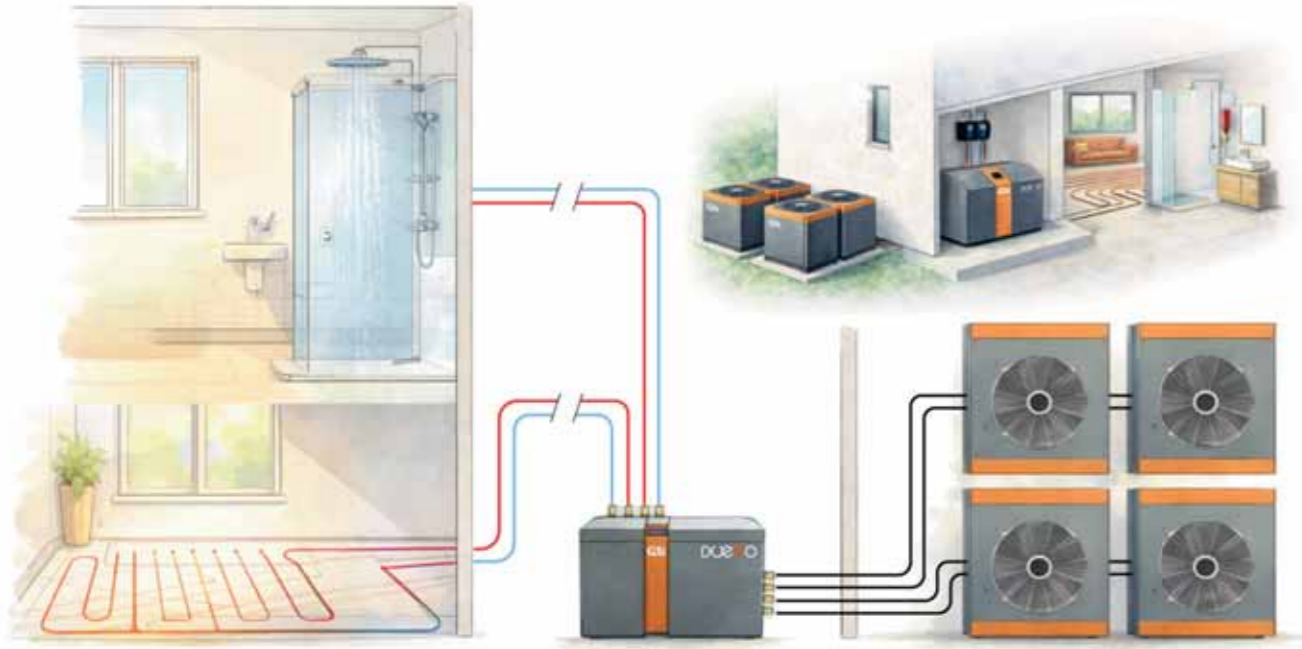


A SOLUTION THAT MEASURES UP FOR COMFORT IN LARGE BUILDINGS

AURA DUETTO is a high-performance, reversible full-inverter air-to-water heat pump (split type) designed for medium- to high-capacity heating needs, ideal for intensive, year-round use. Robust and reliable, it is ideal for high-workload systems: standalone, in cascade, or integrated with other generation systems.

It provides heating, cooling, and domestic hot water (DHW) production, ensuring year-round comfort. Dual independent circuits increase operational safety and expand modulation capacity, optimizing energy consumption.

The use of R32 refrigerant combines high performance with reduced environmental impact. Designed and manufactured in Italy and controlled by in-house software, AURA DUETTO is a powerful and scalable solution for commercial buildings, apartment blocks, and centralized heating systems.



SPLIT SYSTEM
Indoor unit in the plant room and lightweight, modular outdoor units: less weight on balconies and slabs, and easier installation, even on rooftops. Refrigerant piping up to 30 m between units helps reduce losses and keeps the system tidy and efficient.

ZERO FREEZING

RISK
Only refrigerant circulates between outdoor and indoor units. The hydronic circuit is completely indoors, eliminating the risk of freezing during winter operation.

CONTINUOUS

OPERATION
Alternating defrost logic ensures service continuity even during defrost phases, thanks to the two independent circuits.

DOMESTIC HOT



WATER AND LOWER ENERGY BILLS WITH MAGIS

With MAGIS, GSI's exclusive system, heat normally dissipated by the heat pump is recovered to produce DHW up to 70°C automatically and without waste. While the system heats or cools the building, MAGIS **simultaneously heats the DHW storage**, boosting efficiency and reducing energy bills without compromising comfort.



DUAL TECHNOLOGY
Two independent refrigeration and electrical circuits ensure higher reliability and operational continuity: even if one circuit requires service, the other continues to operate, maintaining comfort and availability.

HIGH EFFICIENCY AND LOW NOISE
The outdoor unit XXL integrates a large fan and a wide-surface coil to deliver maximum performance and high efficiency, keeping noise levels among the lowest on the market under all operating conditions.

TOTAL ACCESSIBILITY
All components are integrated into a robust casing with ample access space, ensuring protection, ease of maintenance, and rapid servicing.



CASCADE MANAGEMENT, SCALABLE POWER

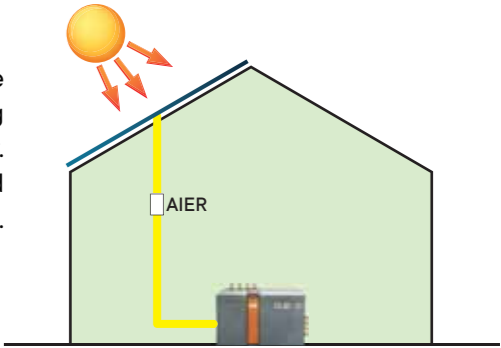
Up to 6 GSI heat pumps can be managed in cascade via a dedicated controller with specific control logic. The controller supervises the system and automatically modulates the units according to the required load, ensuring unit rotation.

Coordinated cascade management ensures service continuity, reliability, and high energy efficiency even in large installations.



ADVANCED CONTROL, INTELLIGENT MANAGEMENT

GSI heat pumps are prepared for remote management and supervision. The GSI CLOUD platform stores up to 13 months of operating data, enabling analysis, diagnostics, and system optimization to support service continuity. AIER, the optional network analyzer, detects surplus energy in real time and automatically adjusts the heat pump by increasing setpoints for DHW or heating.



COMFORT AT YOUR FINGERTIPS

The product web app, paired with GSI's KlySense app, enables clear and intuitive monitoring and control of the system from a computer, tablet, or smartphone. An end-user menu covers everyday comfort, while a password-protected service menu provides advanced parameters for configuration and technical management.

A guided start-up wizard supports installation and commissioning step by step, reducing start-up time and limiting errors. End users can set up to three heating and cooling levels (comfort, pre-comfort, and economy). DHW time bands and setpoints can be managed in the same way.

EXPLORE THE FULL RANGE AND FIND THE SOLUTION THAT FITS YOUR NEEDS



AQUA DUETTO MAGIS R32
Geothermal energy for stable, year-round comfort.

